



SAFETY AND WARNINGS

Safe operation of this equipment is the sole responsibility of the purchaser and user. The manufacturer disclaims any and all responsibility unless this system is operated in compliance with all cautions and warnings stated herein and with all federal, state, and municipal laws and regulations. Follow all electrical and safety codes including National Fire Protection Association (NFPA) codes, Occupational Safety and Health Act (OSHA) codes, and the National Electric Code (NEC).

WARNING

Do not use your FUMEDOG -PUP to collect hazardous substances or vapors or dusts that may be present in quantities sufficient to produce explosive or ignitable mixtures.

WARNING

Do not open the unit when the system is running. Always turn off and unplug the unit before working on or near the motor or its wiring assembly.

Important

All FUMEDOG-PUP equipment is inspected and packaged carefully at the manufacturer before shipping. Upon receipt, immediately inspect the carton(s) for damage that may have been incurred in transit. If any external damage is visible, file a claim with the last carrier within 15 working days. Even if there is no visible external damage, open the carton(s), carefully unpack the equipment, and inspect it for damage. If damage has occurred, save all packing materials, and file a claim with the last carrier within 15 working days.

RECOMMENDED FILTER REPLACEMENT

- RF-987-6** Recommend replacing every 2 months
- F-987-1** Recommend replacing every 3-4 months
- RF-987-9A** Washable. Shouldn't need replacement unless damaged or neglected

WARNING

Always turn off or unplug system before removing filters.

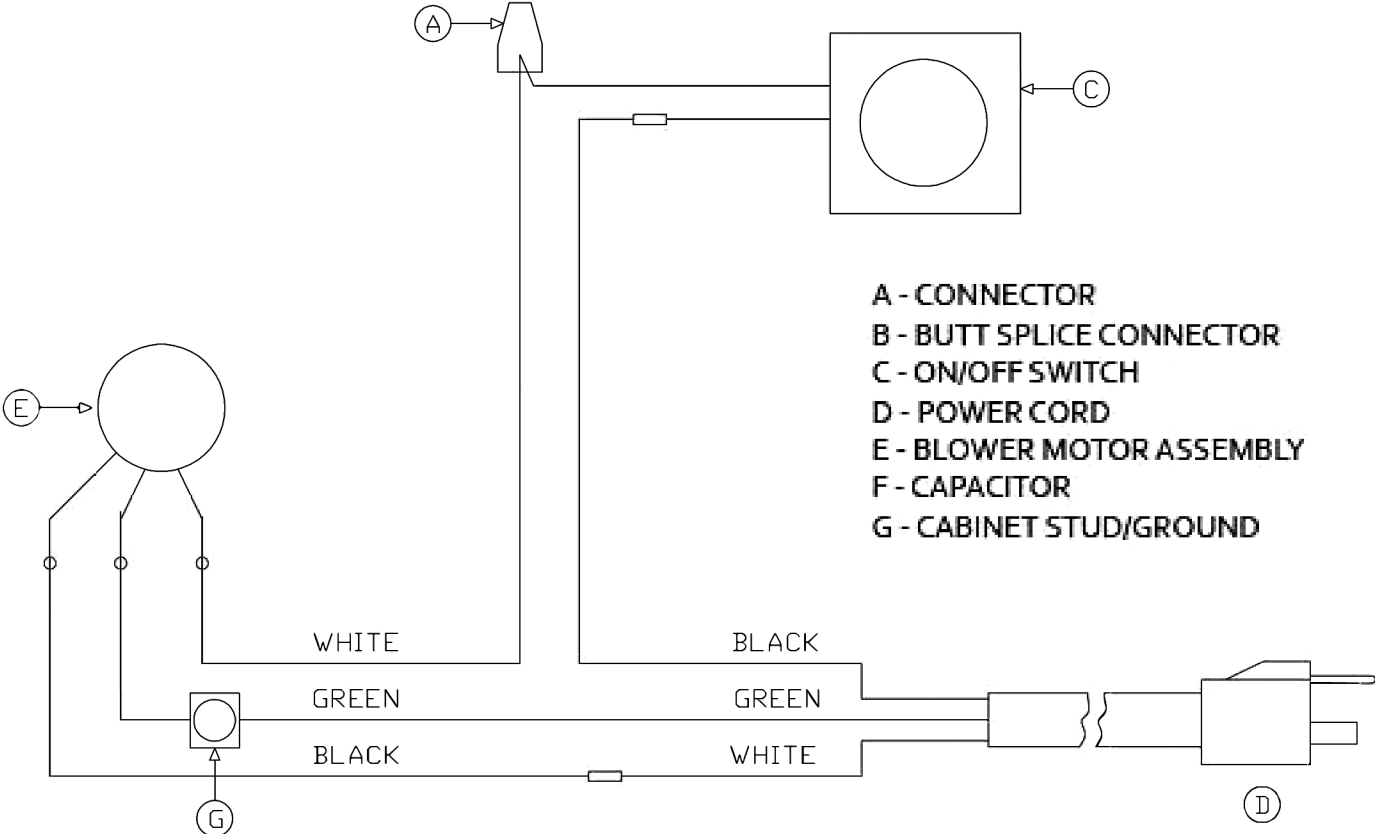
FILTER REPLACEMENT

1. Please use gloves and protective mask to protect to yourself when changing filters.
2. Loosen inlet cover knobs and take off inlet cover.
3. Take out and safely dispose of any filters that need to be changed.
4. Carefully place the filter against gasketing with the directional arrow on the filter pointing down into the cabinet .
5. Align inlet cover slots with hand knobs, and place cover on the system cabinet.
6. Tighten hand knobs to secure.

SPECIFICATIONS MODEL FD-PUP

- Orientation:** Can be placed horizontally or vertically.
- Cabinet:** 18 Gauge Steel, Enamel Painted (Standard: white or black – customer choice)
- Blower:** Model FD –PUP : 350W, 120V, Single Phase, 60 HZ
UL Certified for USA and Canada
- Velocity at Extractor arm inlet:** Model FD –PUP3500 FPM
- Velocity at grated inlet:** Model FD –PUP275 FPM
- Standard Dimensions:** 12½" W x 12½" H x 19½" D in horizontal position
12½" W x 19½" H x 12½" D in vertical position
- Standard Weight:** Basic System – approx. 30 lbs. (additional weight depends on filter options)
- Inlet Covers:** **SO-987-9A** Inlet cover with one 3" diameter self-supporting, articulating extractor arms, made of heavy duty chemical, abrasion, and heat resistant polypropylene, with flame retardant characteristics. The arm's reach is expandable from 36" to 53", and the end can be flared to make a hood up to 4¾" in diameter or decreased to make a nozzle as small as 2.5" in diameter.

ELECTRICAL CONNECTION



FILTER CONFIGURATION

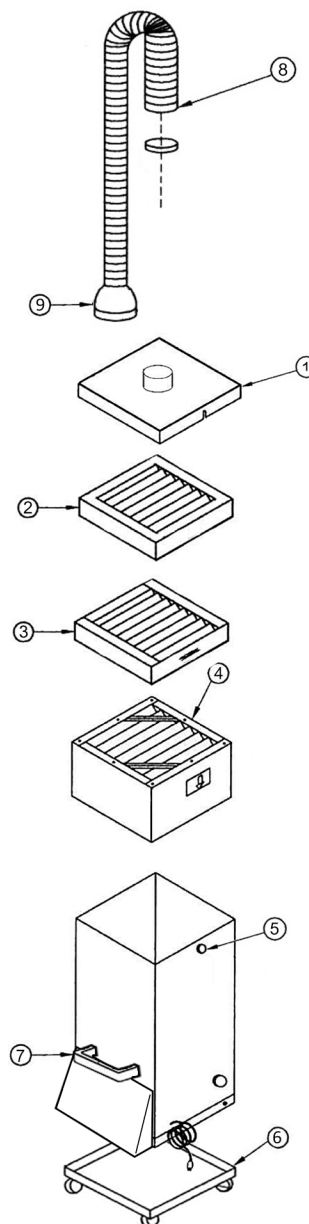
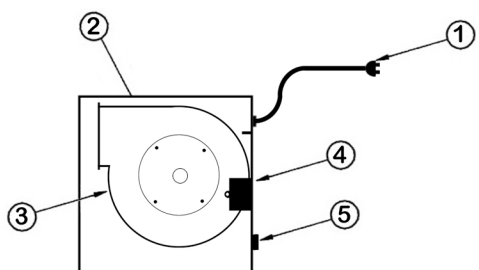
WARNING

Always turn off or unplug system before removing filters.

Primary Rigid Cell

1. Pleated filter into the with the directional arrow pointing into the cabinet.
1. Primary Rigid Cell filter with the directional arrow on the filter pointing into the cabinet.

Item #	Part #	Description
1	P-987-3	Power Cord
2	S-987	Cabinet
3	P-987-4A	Blower Motor
4	P-987-24	Capacitor
5	P-981-4	On/Off Switch



Item #	Part #	Description
1	P-987-9A	Cover one 3" Collar
2	RF-987-9A	Baffle Filter
3	RF-987-6	2" Pleat Prefilter
4	F-987-1	6" Rigid Cell Filter
5	P-987-23	Knob
6	SO-987-1	Caster Base
7	P-987-31	Handle
8	P-981-1A	3"x 35" Arm
9	SPAOP5	3"x 6" Hood

TROUBLESHOOTING

WARNING

THESE INSTRUCTIONS ARE INTENDED FOR QUALIFIED PERSONNEL ONLY. DANGEROUS LINE VOLTAGE CIRCUITS ARE EXPOSED DURING TROUBLESHOOTING. TO PREVENT INJURIES FROM ELECTRICAL SHOCK, ALWAYS DISCONNECT POWER BEFORE OPENING DOOR.

PROBLEM	POSSIBLE CAUSES	LIKELY CORRECTIVE ACTION
Unit is ON, but motor does not run.	<ul style="list-style-type: none"> - Unit not plugged in. - Faulty motor. - Faulty capacitor. - Jammed blower wheel. - Loose wire connection. 	<ul style="list-style-type: none"> - Plug unit into wall socket. - Replace motor. - Replace capacitor. - Adjust or replace wheel. - Tighten or replace connection.
Motor initially runs, but then stops while power is still ON.	<ul style="list-style-type: none"> - Low line voltage. - Motor overloaded. - Line fuse blown or circuit breaker open. 	<ul style="list-style-type: none"> - Reconnect to source that has sufficient voltage. - Reduce temperature of air flowing through unit. - Replace fuse or reset circuit breaker.
Motor runs, but no suction.	<ul style="list-style-type: none"> - Filter(s) completely plugged 	<ul style="list-style-type: none"> - Replace filter(s).
Motor runs, but weak suction.	<ul style="list-style-type: none"> - Extractor arm/hose partially disconnected. - Low line voltage. - Filter(s) dirty. 	<ul style="list-style-type: none"> - Reconnect and tighten securely. - Reconnect to power source that has sufficient voltage. - Replace filter(s).
Low particulate collection efficiency.	<ul style="list-style-type: none"> - Filter(s) torn or damaged. - By-pass around filter(s) 	<ul style="list-style-type: none"> - Replace filter(s). - Reseat filter(s) and secure tightly with hold-down grid.
Odors pass through system.	<ul style="list-style-type: none"> - Unit does not have an adsorption module. - Unit has an adsorption module, but it no longer adsorbs. 	<ul style="list-style-type: none"> - Install an optional adsorption module. - Adsorbant is used to capacity. Replace with new adsorbant. - The wrong adsorbant is being used. Consult with your representative or the factory for further information.

LIMITED WARRANTY

WHAT IS COVERED:

The manufacturer warrants that the FUMEDOG -PUP product enclosed with this Limited Warranty statement, will conform to the manufacturer's specifications and be free from defects in workmanship and materials for a period of three years from the date of original purchase.

WHAT WE WILL DO TO CORRECT PROBLEMS:

Should your FUMEDOG-PUP product prove defective during this period, please bring the product securely packaged in its original container or an equivalent, along with proof of the date of original purchase, to the manufacturer at the address below. The manufacturer will, at its option, repair or replace on an exchange basis, the defective unit, without charge for parts or labor.

WHAT THE WARRANTY DOES NOT COVER:

The warranty covers only normal use. The manufacturer is not responsible for warranty service should the product fail to be properly maintained or fail to function properly as a result of misuse, abuse, improper installation, neglect, improper shipping, damage caused by disaster such as fire, flood, and lightning, improper electrical current, or service other than by the manufacturer. The warranty excludes filter life, which is dependent on numerous factors which are beyond the control of the manufacturer. Postage, insurance, or shipping costs incurred in presenting your Extract-All product for warranty service, and for returning the product to you, are your responsibility.

THE WARRANTY AND REMEDY PROVIDED ABOVE ARE EXCLUSIVE AND IN LIEU OF ALL OTHER EXPRESS WARRANTIES AND UNLESS STATED HEREIN, ANY STATEMENTS OR REPRESENTATIONS MADE BY ANY OTHER PERSON OR FIRM ARE VOID. THE DURATION OF ANY IMPLIED WARRANTIES OF MERCHANTABILITY OR FITNESS FOR A PARTICULAR PURPOSE ON YOUR EXTRACT-ALL PRODUCT SHALL BE LIMITED TO THE DURATION OF THE EXPRESS WARRANTY SET FORTH ABOVE. EXCEPT AS PROVIDED IN THIS WRITTEN WARRANTY, NEITHER THE MANUFACTURER NOR ITS AFFILIATES SHALL BE LIABLE FOR ANY LOSS, INCONVENIENCE, OR DAMAGE, INCLUDING DIRECT, SPECIAL, INCIDENTAL OR CONSEQUENTIAL DAMAGES, RESULTING FROM THE USE OR INABILITY TO USE THE MANUFACTURER'S PRODUCT, WHETHER RESULTING FROM BREACH OF WARRANTY OR ANY OTHER LEGAL THEORY.

